

# club dei riparatori

The winning solution to manufacture and repair all kinds of pressure washers



Subjects	Page
<b>H.p. pumps</b>	198
<b>Motor-pump:</b>	
• Pressure gauges - stainless steel	200
• Pressure gauges - ABS	201
• Detergent injectors and filters	202
• Electric motors	203
• Motor-pump groups 1450 Rpm	204
• Components	204
• Check valves and regulators	205
• Inlet water filters	206
• Safety valves	208
• By-pass and bolt unloader valves	209
<b>Unloader valves:</b>	
<b>Heating systems:</b>	
• Dolly electrodes	214
• Pressure switches	215
• Transformers and accessories	216
• Fuel nozzles and filters	217
• Fuel pumps and spare parts	218
• CdR coils	220
• Thermostats	224
• Burner motors	224
• Heating systems	225
<b>H.p. hoses:</b>	
• H.p. hoses: technical features table	228
• Tubi a.p. 160 bar-2320 psi, 1/4"	230
• Tubi a.p. 140 bar-2030 psi, 1/4"	230
• H.p. hoses 210 bar-3050 psi, R1, 1/2"	231
• H.p. hoses 210 bar-3050 psi, R7, 3/16"	231
• H.p. hoses 210 bar-3050 psi, R1, 1/4"	232
• H.p. hoses 210 bar-3050 psi, R1, 3/8"	234
• H.p. hoses 315 bar-4550 psi, R1, 5/16"	236
• H.p. hoses 400 bar-5800 psi, R2, 5/16"	238
• H.p. hoses 400 bar-5800 psi, R2, 3/8"	240
• H.p. hoses 500 bar-7250 psi, R2, 3/8"	241
• H.p. hoses 225 bar-3260 psi, R1, 1/4" - best value for money	242
• H.p. hoses 215 bar-3120 psi, R1, 5/16" - best value for money	243
• H.p. hoses 360 bar-5220 psi, R2, 5/16" - best value for money	244
<b>Linea accessori "Comfort line"</b>	
• CdR spray guns with swivel ball quick coupling	248
• CdR lances with swivel ball quick coupling	249
• CdR foam lances and accessories	250
<b>Spray guns and lances</b>	
• Spray guns	251
• Spray guns with extensions	252
• Lances, inlet G 1/4" F	253
• Lances, inlet M 22x1,5" F	254
• Double lances and lance extensions	255
• Sucking pump set and rotating brushes	255
• Screw and ball nozzle holders	256
<b>Nozzles:</b>	
• Table for the suitable nozzle	258
• H.p. nozzles, NPT-M	259
• Tip nozzles	260
• L.p. nozzles	260
• Nozzle holders	261
• Sucking pump set and rotating brushes	261
• Quick nozzles	262
• Variable angle nozzles + Hi-Lo function and adapter fitting K	263
• Sand blast nozzles	263
• Rotating nozzles	264
• Sewer nozzles	265
<b>Nebulizers:</b>	
• Foam lances	270
• Foam kit	272
• Air - painted steel	274
• Air - stainless steel	276
• H.p. foam kit	277
• Accessories and spare parts	278
• Complete lances	280
• Accessories and spare parts	281
• Blade pumps	281
<b>Quick couplings:</b>	
• Ball quick couplings	282
• Screw M 22	283
• Screw M 24	285
• Screw swivel	285
• Swivel	286
• Inlet water	287
<b>Ball valves</b>	287
<b>Accessories for food industries</b>	288
<b>Hose-reel</b>	289
<b>Car wash</b>	290
<b>Connections:</b>	
• Low pressure	294
• High pressure	295
• Frame set, electric boxes and wheels	298
<b>Easy puzzle:</b>	
<b>Hobby h.p. washers accessories:</b>	300
<b>Electric components</b>	301
<b>Dolly O-Rings:</b>	
• Fitting Kärcher	302
• Fitting Interpump / Generalpump	302
• For quick couplings	303
<b>Consumer items</b>	304
• Washers	304
• Threadlocking and threadsealing and products for coils	305

**CDR.0300** gr. 660 / oz. 23.3

**Spray gun, compensated blue,** inlet G 3/8" F, outlet G 1/4" F, 350 bar-5100 psi, 30 l/min-8.00 USGpm, 160 °C-320 °F



gr. 950 / oz. 33.6 **CDR.0070**

**L.p. spray gun for big flow rate,** made of brass, inlet G 1/2" F, 24 bar 350 psi, 100 l/min 26.40 USGpm, 90 °C-195 °F



**CDR.1333** gr. 40 / oz. 1.5

**Service kit for l.p. spray gun for big flow rate.** (code CDR.0070)



quantity 1

**CDR.1323** gr. 175 / oz. 6.2

**Swivel coupling,** made of stainless steel, inlet G 3/8" M taper 60°, outlet G 3/8" F 350 bar-5100 psi 40 l/min-10.5 USGpm, 160°C-320 °F



*For continuous use, max temperature 90 °C-194 °F*

**CDR.0065** gr. 125 / oz. 4.5

**L.p. swivel coupling,** for l.p. spray gun, made of brass, G 1/2" M-F, 24 bar 350 psi, 100 l/min 26.40 USGpm, 90 °C-195 °F



**CDR.1296** gr. 3500 / oz. 123.5

**Hose wall fixing brackets,** made of stainless steel AISI 316



**NEW**

**CDR.1321** gr. 380 oz. 13.5

**Lances wall fixing bracket** made of stainless steel AISI 316




**NEW**

**CdR® moulded SS lances**

Code	Length	Inlet	Outlet	Weight
<b>ZX.7124</b>	<b>700 mm</b> 28"	G 1/4" M	1/4" NPT-F	gr. 490 oz. 17.3
<b>ZX.7125</b>	<b>900 mm</b> 36"	G 1/4" M	1/4" NPT-F	gr. 580 oz. 20.5
<b>ZX.7126</b>	<b>1200 mm</b> 47"	G 1/4" M	1/4" NPT-F	gr. 870 oz. 30.8

**CdR® 80 moulded blue handle lance, with bend.** Made of stainless steel pipe, with nozzle holder coupling and protection. 280 bar-4050 psi, 40 l/min-10.50 USGpm, 150 °C-300 °F.




**CDR.1269** gr. 1920 / oz. 67.8

**High pressure foam system,** complete with ball quick couplings, 1500mm-59" suction hose and stainless steel adjustable dispenser.

*Aspiration system: Venturi*

- Water flow rate: 100 bar-1450 psi ÷ 12,4 l/min-3.27 USGpm, 120 bar-1750 psi ÷ 13,5 l/min-3.56 USGpm, 150 bar-2200 psi ÷ 15 l/min-4.00 USGpm
- Maximum pressure: 200 bar-2900 psi
- Maximum temperature: 95 °C-195 °F
- Area treated per minute: about 70 m<sup>2</sup>-83.70 sq yds.
- Percentage of foam detergent aspirated: 0.1 to 10 %.
- Device dimensions: 150-5.91"x125-4.92"x50-1.97" mm (WxHxL).
- Device material: stainless steel AISI 304.
- Venturi system material: stainless steel AISI 316.



**ZX.1135** gr. 700 / oz. 24.7

**H.p. Stainless steel foam lance,** 510mm, covered in shock proof plastic, supplied with suitable device for the production of foam and with nebulizing fan nozzle, complete with stainless steel ball quick couplings



**CDR.7011** gr. 50 oz. 1.8

**H.p. ball quick coupling, male,** made of stainless steel AISI 416, inlet G 3/8" F, 250 bar-3600 psi



**CDR.7012** gr. 160 oz. 5.7

**H.p. ball quick coupling, female,** made of stainless steel AISI 416, inlet G 3/8" F, 250 bar-3600 psi



8 Spheres  
3 O-Ring VITON®

gr. 44 oz. 1.6 **ZX.0922**

**Set Dolly O-Ring no. 8,** for ball quick couplings fitting: Arrow Line, Meccanica Veneta, MTM, PA and CdR (made of \*VITON®)

Female part contains no. 3 O-Rings:  
1 pc - O-Ring no. 8  
2 pcs - O-Ring no. 9



quantity 1x100  
*\*VITON® is a trade mark registered by Dupont*

**ZX.0923** gr. 52 oz. 1.9

**Set Dolly O-Ring no. 9,** for ball quick couplings fitting: Arrow Line, Meccanica Veneta, MTM, PA and CdR (made of \*VITON®)


Female part contains no. 3 O-Rings:  
1 pc - O-Ring no. 8  
2 pcs - O-Ring no. 9




quantity 1x100

## Food industry accessories

The spare parts branded "CdR" exclusively refer to products by Club dei Riparatori® by IDROBASE®

BLUE	Code	Length	Weight
 <p>G 3/8" F</p> <p>G 3/8" F</p> <p>With handles</p>	ZB.CC080D2H2H	8 m 26.25 ft	gr. 2540 oz. 88.9
	ZB.CC100D2H2H	10 m 32.80 ft	gr. 3090 oz. 108.2
	ZB.CC150D2H2H	15 m 49.20 ft	gr. 4460 oz. 156.1
	ZB.CC200D2H2H	20 m 65.60 ft	gr. 5840 oz. 204.4

H.p. hose R1 5/16", 315 bar-4550 psi, BLUE, with stainless steel AISI 316 fittings

BLUE	Code	Length	Weight
 <p>G 3/8" F</p> <p>G 3/8" F</p> <p>With handles</p>	ZB.DC080D2H2H	8 m 26.25 ft	gr. 3990 oz. 139.7
	ZB.DC100D2H2H	10 m 32.80 ft	gr. 4900 oz. 171.5
	ZB.DC150D2H2H	15 m 49.20 ft	gr. 7170 oz. 251.0
	ZB.DC200D2H2H	20 m 65.60 ft	gr. 9450 oz. 330.8

H.p. hose R2 5/16", 400 bar-5800 psi, BLUE, with stainless steel AISI 316 fittings

## H.p. hose reels

**RA.AV1100FE** gr. 20000 / oz. 706.0

Automatic hose reel, made of painted steel, inlet G 1/2" M, outlet G 3/8" M, 200 bar 2900 psi



Automatic hose reel for hose ø1/2", 20 m-65.60 ft

**RA.AV1100** gr. 18000 / oz. 636.0

Automatic hose reel, made of stainless steel, inlet G 1/2" M, outlet G 3/8" M, 200 bar 2900 psi



Automatic hose reel for hose ø1/2", 20 m-65.60 ft

**ZX.1111** gr. 1300 / oz. 45.9

Manual hose reel, made of nylon, inlet G 3/8" M, outlet M 22x1,5 M, 200 bar 2900 psi, 150 °C 300 °F



Manual hose reel for hose ø5/16", 18 m-59.00 ft

**RA.ST20FE** gr. 1000 / oz. 35.3

Swivel bracket, made of painted steel, for automatic hose reel (code RA.AV1100FE)



**RA.ST20** gr. 1000 / oz. 35.3

Swivel bracket, made of stainless steel, for automatic hose reel (code RA.AV1100)



**RA.KIT-10** gr. 5 / oz. 0.2

Seal ø12 mm-0.47", for automatic hose reel (codes RA.AV1100FE and RA.AV1100)



Manufactured before 01/2008 (check seal diameter)

**RA.KIT-11** gr. 15 / oz. 0.6

Seal ø10 mm-0.39", for automatic hose reel (codes RA.AV1100FE and RA.AV1100)



Manufactured after 01/2008 (check seal diameter)

**RA.KIT-92** gr. 7850 / oz. 277.2

Spring kit, for automatic hose reel (codes RA.AV1100FE, RA.AV1100)



**RA.4961** gr. 240 / oz. 8.5

Swivel coupling, for automatic painted steel hose reel, (code RA.AV1100FE)



**RA.4962** gr. 240 / oz. 8.5

Swivel coupling, for automatic stainless steel hose reel, (code RA.AV1100)

