

# club dei riparatori

The winning solution to manufacture and repair all kinds of pressure washers



Subjects	Page
<b>H.p. pumps</b>	198
<b>Motor-pump:</b>	
• Pressure gauges - stainless steel	200
• Pressure gauges - ABS	201
• Detergent injectors and filters	202
• Electric motors	203
• Motor-pump groups 1450 Rpm	204
• Components	204
• Check valves and regulators	205
• Inlet water filters	206
• Safety valves	208
• By-pass and bolt unloader valves	209
<b>Unloader valves:</b>	
<b>Heating systems:</b>	
• Dolly electrodes	214
• Pressure switches	215
• Transformers and accessories	216
• Fuel nozzles and filters	217
• Fuel pumps and spare parts	218
• CdR coils	220
• Thermostats	224
• Burner motors	224
• Heating systems	225
<b>H.p. hoses:</b>	
• H.p. hoses: technical features table	228
• Tubi a.p. 160 bar-2320 psi, 1/4"	230
• Tubi a.p. 140 bar-2030 psi, 1/4"	230
• H.p. hoses 210 bar-3050 psi, R1, 1/2"	231
• H.p. hoses 210 bar-3050 psi, R7, 3/16"	231
• H.p. hoses 210 bar-3050 psi, R1, 1/4"	232
• H.p. hoses 210 bar-3050 psi, R1, 3/8"	234
• H.p. hoses 315 bar-4550 psi, R1, 5/16"	236
• H.p. hoses 400 bar-5800 psi, R2, 5/16"	238
• H.p. hoses 400 bar-5800 psi, R2, 3/8"	240
• H.p. hoses 500 bar-7250 psi, R2, 3/8"	241
• H.p. hoses 225 bar-3260 psi, R1, 1/4" - best value for money	242
• H.p. hoses 215 bar-3120 psi, R1, 5/16" - best value for money	243
• H.p. hoses 360 bar-5220 psi, R2, 5/16" - best value for money	244
<b>Linea accessori "Comfort line"</b>	
• CdR spray guns with swivel ball quick coupling	248
• CdR lances with swivel ball quick coupling	249
• CdR foam lances and accessories	250
<b>Spray guns and lances</b>	
• Spray guns	251
• Spray guns with extensions	252
• Lances, inlet G 1/4" F	253
• Lances, inlet M 22x1,5" F	254
• Double lances and lance extensions	255
• Sucking pump set and rotating brushes	255
• Screw and ball nozzle holders	256
<b>Nozzles:</b>	
• Table for the suitable nozzle	258
• H.p. nozzles, NPT-M	259
• Tip nozzles	260
• L.p. nozzles	260
• Nozzle holders	261
• Sucking pump set and rotating brushes	261
• Quick nozzles	262
• Variable angle nozzles + Hi-Lo function and adapter fitting K	263
• Sand blast nozzles	263
• Rotating nozzles	264
• Sewer nozzles	265
<b>Nebulizers:</b>	
• Foam lances	270
• Foam kit	272
• Air - painted steel	274
• Air - stainless steel	276
• H.p. foam kit	277
• Accessories and spare parts	278
• Complete lances	280
• Accessories and spare parts	281
• Blade pumps	281
<b>Quick couplings:</b>	
• Ball quick couplings	282
• Screw M 22	283
• Screw M 24	285
• Screw swivel	285
• Swivel	286
• Inlet water	287
<b>Ball valves</b>	287
<b>Accessories for food industries</b>	288
<b>Hose-reel</b>	289
<b>Car wash</b>	290
<b>Connections:</b>	
• Low pressure	294
• High pressure	295
• Frame set, electric boxes and wheels	298
<b>Easy puzzle:</b>	
<b>Hobby h.p. washers accessories:</b>	300
<b>Electric components</b>	301
<b>Dolly O-Rings:</b>	
• Fitting Kärcher	302
• Fitting Interpump / Generalpump	302
• For quick couplings	303
<b>Consumer items</b>	304
• Washers	304
• Threadlocking and threadsealing and products for coils	305

# CdR® Quick coupling

## • Ball quick couplings

The spare parts branded "CdR®" exclusively refer to products by Club dei Riparatori® by IDROBASE®

**CDR.7009** gr. 50 oz. 1.8

**H.p. ball quick coupling, male,** made of tropicalized steel, inlet G 3/8" F, 250 bar 3600 psi



**CDR.7010** gr. 170 oz. 6.0

**H.p. ball quick coupling, female,** made of chromed brass, inlet G 3/8" F, 250 bar 3600 psi



8 Spheres  
3 O-Ring \*VITON®

**CDR.7160** gr. 75 oz. 2.7

**H.p. ball quick coupling, male,** made of tropicalized steel, inlet G 3/8" M, 250 bar 3600 psi



**CDR.7161** gr. 180 oz. 6.4

**H.p. ball quick coupling, female,** made of chromed brass, inlet G 3/8" M, 250 bar 3600 psi



8 Spheres  
3 O-Ring \*VITON®

**CDR.7011** gr. 50 oz. 1.8

**H.p. ball quick coupling, male,** made of stainless steel AISI 416, inlet G 3/8" F, 250 bar-3600 psi



**CDR.7012** gr. 160 oz. 5.7

**H.p. ball quick coupling, female,** made of stainless steel AISI 416, inlet G 3/8" F, 250 bar-3600 psi



8 Spheres  
3 O-Ring \*VITON®

**CDR.7377** gr. 160 oz. 5.7

**H.p. ball quick coupling, female,** made of stainless steel AISI 416, inlet M 22x1,5 F, 250 bar-3600 psi



8 Spheres  
3 O-Ring \*VITON®



O-Rings made of NBR and VITON® are interchangeable with all female CdR ball quick couplings

\*VITON® is a trade mark registered by Dupont

gr. 44 oz. 1.6 **ZX.0570**

**Set Dolly O-Rings no. 6,** for ball quick couplings fitting: Arrow Line, Meccanica Veneta, MTM, PA and CdR (made of NBR)



Female part contains no. 3 O-Rings:  
1 pc - O-Ring no. 6  
2 pcs - O-Ring no. 7  
quantity 1x100

gr. 52 oz. 1.9 **ZX.0571**

**Set Dolly O-Rings no. 7,** for ball quick couplings fitting: Arrow Line, Meccanica Veneta, MTM, PA and CdR (made of NBR)



Female part contains no. 3 O-Rings:  
1 pc - O-Ring no. 6  
2 pcs - O-Ring no. 7  
quantity 1x100

gr. 44 oz. 1.6 **ZX.0922**


**Set Dolly O-Ring no. 8,** for ball quick couplings fitting: Arrow Line, Meccanica Veneta, MTM, PA and CdR (made of \*VITON®)



Female part contains no. 3 O-Rings:  
1 pc - O-Ring no. 8  
2 pcs - O-Ring no. 9  
quantity 1x100

gr. 52 oz. 1.9 **ZX.0923**

**Set Dolly O-Ring no. 9,** for ball quick couplings fitting: Arrow Line, Meccanica Veneta, MTM, PA and CdR (made of \*VITON®)



Female part contains no. 3 O-Rings:  
1 pc - O-Ring no. 8  
2 pcs - O-Ring no. 9  
quantity 1x100

**B.MS38AP** gr. 75 oz. 2.7

**H.p. ball quick coupling, male,** made of zinc carbon steel, inlet G 3/8" F, 250 bar-3600 psi



**B.FS38AP** gr. 170 oz. 6.0

**H.p. ball quick coupling, female,** made of chromed brass, inlet G 3/8" F, 250 bar-3600 psi



**ZX.0568** gr. 30 oz. 1.1

**Set Dolly O-Rings no. 4,** for ball quick coupling (code B.FS38AP)



quantity 1x50



For all O-Rings see page 302

**CDR.0013** gr. 95 oz. 3.4

**H.p. ball quick coupling, male MIDI,** made of brass, inlet M 22x1,5 F, 250 bar-3600 psi




**CDR.0014** gr. 45 oz. 1.6

**H.p. ball quick coupling, male MIDI,** made of tropicalized steel, inlet G 3/8" F, 250 bar-3600 psi



**CDR.0015** gr. 105 oz. 3.7

**H.p. ball quick coupling, female MIDI,** made of brass, inlet M 22x1,5 M, 250 bar-3600 psi



8 Spheres  
1 O-Ring NBR

**CDR.0016** gr. 105 oz. 3.7

**H.p. ball quick coupling, female MIDI,** made of brass, inlet G 3/8" F, 250 bar-3600 psi



8 Spheres  
1 O-Ring NBR



## Quick coupling

- **Ball quick couplings**

The spare parts branded "CdR®" exclusively refer to products by Club dei Riparatori® by IDROBASE®

clubdeiiparatori

**CDR.7103**

gr. 70  
oz. 2.5

**H.p. ball quick coupling, female MIDI, made of brass with black rubber protection, inlet G 3/8" F, 250 bar-3600 psi**



8 Spheres  
1 O-Ring NBR

**CDR.0012**

gr. 45  
oz. 1.6

**H.p. ball quick coupling, male MIDI, made of stainless steel, inlet G 3/8" F, 250 bar-3600 psi**



**CDR.0011**

gr. 100  
oz. 3.6

**H.p. ball quick coupling, female MIDI, made of stainless steel, inlet G 3/8" F, 250 bar-3600 psi**



8 Spheres  
1 O-Ring NBR

**CDR.7095-G**

gr. 100  
oz. 3.6

**H.p. ball quick coupling, female MIDI, made of stainless steel, inlet G 3/8" M, 250 bar-3600 psi**



8 Spheres  
1 O-Ring NBR




## Quick coupling

- **Screw quick couplings M 22 ø14**

The spare parts branded "CdR®" exclusively refer to products by Club dei Riparatori® by IDROBASE®

### Nipples M 22x1,5 M ø14




	Code	Inlet	Outlet	Weight
a	<b>CDR.7111</b>	G 1/4" M	<b>M 22x1,5 M ø14</b>	gr. 50 oz. 1.8
b	<b>CDR.7016</b>	G 1/4" F	<b>M 22x1,5 M ø14</b>	gr. 45 oz. 1.6
c	<b>CDR.7017</b>	G 3/8" M	<b>M 22x1,5 M ø14</b>	gr. 55 oz. 2.0
d	<b>CDR.7015</b>	G 3/8" F	<b>M 22x1,5 M ø14</b>	gr. 50 oz. 1.8
e	<b>CDR.7112</b>	M 22x1,5 M	<b>M 22x1,5 M ø14</b>	gr. 60 oz. 2.2

#### Nipples M 22x1,5 M ø14.

Made of brass. Pressure 250 bar-3600 psi, temperature 150°C-300°F, flow rate 40 l/min-10.50 USGpm.

### Screw couplings M 22x1,5 F ø14



	Code	Inlet	Outlet	Weight
a	<b>CDR.7108</b>	G 1/4" M	<b>M 22x1,5 F ø14</b>	gr. 120 oz. 4.3
b	<b>CDR.7107</b>	G 1/4" F	<b>M 22x1,5 F ø14</b>	gr. 115 oz. 4.1
c	<b>CDR.7014</b>	G 3/8" M	<b>M 22x1,5 F ø14</b>	gr. 120 oz. 4.3
d	<b>CDR.7013</b>	G 3/8" F	<b>M 22x1,5 F ø14</b>	gr. 115 oz. 4.1
e	<b>CDR.0010</b>	M 22x1,5 F	<b>M 22x1,5 F ø14</b>	gr. 120 oz. 4.3

#### Screw quick couplings M 22x1,5 F ø14.

Made of chromed brass, with 1 O-Ring(\*VITON®) inside. Pressure 250 bar-3600 psi, temperature 150°C-300°F, flow rate 40 l/min-10.50 USGpm.

**ZX.0572**

gr. 28  
oz. 1.0

**Set Dolly anti-extrusion rings, for screw and swivel quick couplings fitting: PA and CdR**



Screw quick coupling fitting PA AR1

Swivel quick coupling fitting PA ARG

CdR screw quick coupling



quantity  
1x100

**ZX.0582**

gr. 40  
oz. 1.5

**Set Dolly O-Rings no. 2, for screw and swivel quick coupling fitting: PA, CdR and for M 22 Diesse hoses**



Fitting PA screw AR1 and swivel ARG

CdR screw quick coupling

Diesse hoses



quantity  
1x100


\*VITON® is a trade mark registered by Dupont

## CdR® Quick coupling

### • Screw quick couplings M 22 ø15

The spare parts branded "CdR®" exclusively refer to products by Club dei Riparatori® by IDROBASE®

### Nipples M 22x1,5 M ø15




	Code	Inlet	Outlet	Weight	
a	CDR.7226	G 1/4" M	M 22x1,5 M ø15	gr.	50
b	CDR.7224	G 1/4" F	M 22x1,5 M ø15	oz.	1.8
c	CDR.7225	G 3/8" M	M 22x1,5 M ø15	gr.	45
d	CDR.7223	G 3/8" F	M 22x1,5 M ø15	oz.	1.6
e	CDR.7227	M 22x1,5 M	M 22x1,5 M ø15	gr.	55
				oz.	2.0
				gr.	50
				oz.	1.8
				gr.	60
				oz.	2.2

Nipples M 22x1,5 M ø15.

Made of brass.

Pressure 250 bar-3600 psi, temperature 150°C-300°F, flow rate 40 l/min-10.50 USGpm.

### Screw couplings M 22x1,5 F ø15



	Code	Inlet	Outlet	Weight	
a	CDR.7231	G 1/4" M	M 22x1,5 F ø15	gr.	120
b	CDR.7229	G 1/4" F	M 22x1,5 F ø15	oz.	4.3
c	CDR.7230	G 3/8" M	M 22x1,5 F ø15	gr.	115
d	CDR.7228	G 3/8" F	M 22x1,5 F ø15	oz.	4.1

Screw quick couplings M 22x1,5 F ø15.

Made of chromed brass, with 1 O-Ring(\*VITON®) inside.

Pressure 250 bar-3600 psi, temperature 150°C-300°F, flow rate 40 l/min-10.50 USGpm.

ZX.1319

gr. 20  
oz. 0.8

Set Dolly anti-extrusion rings no.2,  
for screw quick couplings:  
CdR ø15



CdR screw quick coupling



quantity 1x50

\*VITON® is a trade mark registered by Dupont

ZX.1318

gr. 25  
oz. 0.9

Set Dolly O-Ring(\*VITON®) no. 17,  
for screw quick couplings:  
CdR ø15



CdR screw quick coupling



quantity 1x50

## CdR® Quick coupling

### • Screw quick couplings M 22 ø14

The spare parts branded "CdR®" exclusively refer to products by Club dei Riparatori® by IDROBASE®


CDR.0454

gr. 90  
oz. 3.2

Brass adapter for hoses  
fitting Kärcher  
inlet M 22x1,5 F ø14 long,  
outlet M 22x1,5 M ø14.  
Max pressure 250 bar-3600 psi,  
Max temperature 150°-300 °F



### Nipples M 22x1,5 M ø14 long



	Code	Inlet	Outlet	Weight	
a	CDR.7379	G 1/4" M	M 22x1,5 M long	gr.	130
b	CDR.7399	G 1/4" F	M 22x1,5 M long	oz.	4.6
c	CDR.7372	G 3/8" M	M 22x1,5 M long	gr.	110
d	CDR.7392	G 3/8" F	M 22x1,5 M long	oz.	3.9
				gr.	130
				oz.	4.6
				gr.	100
				oz.	3.6

Nipple M 22x1,5 M long.

Made of brass.




Pressure 250 bar-3600 psi, flow rate 40 l/min-10.50 USGpm

Ideal for connecting CdR® guns to lances  
fitting Kärcher.

## Quick coupling



- Screw quick couplings M 24, 350 bar

### Nipples M 24 M, 350 bar-5100 psi

	Code	Inlet	Outlet	Weight
	<b>a CDR.0381</b>	G 1/4" F	M 24 M	gr. 95 oz. 3.4
	<b>b CDR.0382</b>	G 3/8" F	M 24 M	gr. 95 oz. 3.4
	<b>c CDR.0377</b>	G 3/8" M	M 24 M	gr. 95 oz. 3.4

**Nipple M 24 M.** Made of brass, with 2 O-Rings inside. Pressure 350 bar-5100 psi, flow rate 30 l/min-8.00 USGpm, temp. 160 °C-320 °F.

### Screw quick couplings M 24 F, 350 bar-5100 psi

	Code	Inlet	Outlet	Weight
	<b>a CDR.0379</b>	G 1/4" M	M 24 F	gr. 125 oz. 4.5
	<b>b CDR.0379</b>	G 3/8" M	M 24 F	gr. 130 oz. 4.6

**Screw quick coupling M 24 F.** Made of brass. Pressure 350 bar-5100 psi, flow rate 30 l/min-8.00 USGpm, temp. 160 °C-320 °F.







## Quick coupling

- Swivel screw quick couplings





The spare parts branded "CdR" exclusively refer to products by Club dei Riparatori® by IDROBASE®

### Nipples G 1/2" M

	Code	Inlet	Outlet	Weight
	<b>a CDR.7298</b>	G 1/4" M	G 1/2" M	gr. 60 oz. 2.2
	<b>b CDR.7296</b>	G 1/4" F	G 1/2" M	gr. 60 oz. 2.2
	<b>c CDR.7297</b>	G 3/8" M	G 1/2" M	gr. 60 oz. 2.2
	<b>d CDR.7295</b>	G 3/8" F	G 1/2" M	gr. 70 oz. 2.5

**Nipples G 1/2" M.** Made of chromed brass, with 1 O-Ring(\*VITON®) inside. Pressure 250 bar-3600 psi, flow rate 40 l/min-10.50 USGpm, temperature 150 °C-300 °F.

### Screw couplings G 1/2" F swivel

	Code	Inlet	Outlet	Weight
	<b>a CDR.7294</b>	G 1/4" M	G 1/2" F	gr. 110 oz. 3.9
	<b>b CDR.7293</b>	G 1/4" F	G 1/2" F	gr. 120 oz. 4.3
	<b>c CDR.7292</b>	G 3/8" M	G 1/2" F	gr. 120 oz. 4.3
	<b>d CDR.7291</b>	G 3/8" F	G 1/2" F	gr. 110 oz. 3.9

**Screw quick couplings G 1/2" F.** Made of chromed brass. Pressure 250 bar-3600 psi, flow rate 40 l/min-10.50 USGpm, temperature 150 °C-300 °F.

**ZX.0569**

gr. 32 / oz. 1.2

**Set Dolly O-Ring no. 5,**  
for screw quick coupling fitting:  
CdR, PA and  
Meccanica Veneta



Screw quick coupling  
fitting PA AR7



Screw quick coupling fitting  
CdR and Meccanica Veneta



quantity  
1x100

\*VITON® is a trade mark registered by Dupont



Quick couplings of



club dei riparatori®

A quality solution

## CdR Quick coupling • Swivel

The spare parts branded "CdR" exclusively refer to products by Club dei Riparatori® by IDROBASE®

**AB.0004** gr. 70 / oz. 2.5

**Swivel ball quick coupling male,**  
inlet G 1/4" F  
250 bar-3600 psi  
150 °C-300 °F



gr. 240 / oz. 8.5 **CDR.0001** **ZX.1243** gr. 25 / oz. 0.9

**Swivel ball quick coupling female,**  
inlet G 1/4" M  
250 bar-3600 psi  
150 °C-300 °F




**Set Dolly O-Ring for CDR.0001**



quantity 1x50

**ZX.7038** gr. 195 / oz. 6.9

**Swivel screw quick coupling,**  
inlet M 22x1,5 M  
outlet M 22x1,5 F  
280 bar-4060 psi  
40 l/min-10.5 USGpm



**CDR.7064** gr. 150 / oz. 5.3

**Swivel screw quick coupling,**  
inlet G 1/4" M  
outlet M 22x1,5 F  
280 bar-4060 psi  
40 l/min-10.5 USGpm



**CDR.7062** gr. 180 / oz. 6.4

**Quick connection**  
M 22x1,5 M-M  
280 bar-4060 psi  
150 °C-300 °F



## CdR Quick coupling • Swivel couplings

The spare parts branded "CdR" exclusively refer to products by Club dei Riparatori® by IDROBASE®

**CDR.7159** gr. 100 / oz. 3.6

**Swivel coupling "Light",**  
made of brass,  
G 3/8" M-F,  
220 bar-3200 psi,  
30 l/min-8.00 USGpm,  
90°C-195 °F



Suitable to connect gun with h.p. hose

**CDR.0017** gr. 175 / oz. 6.2

**Swivel coupling,**  
made of brass,  
G 1/4" M-F,  
250 bar-3600 psi,  
40 l/min-10.50 USGpm,  
160°C-320 °F



Suitable to connect gun with h.p. hose

**CDR.0387** gr. 175 / oz. 6.2

**Swivel coupling,**  
made of brass,  
G 3/8" M-F,  
250 bar-3600 psi,  
40 l/min-10.50 USGpm,  
160°C-320 °F



Suitable to connect gun with h.p. hose

**CDR.1323** gr. 175 / oz. 6.2

**Swivel coupling,**  
made of stainless steel,  
inlet G 3/8" M taper 60°,  
outlet G 3/8" F  
350 bar-5100 psi  
40 l/min-10.5 USGpm,  
160°C-320 °F



**NEW**

For continuous use,  
max temperature 90 °C-194 °F


**CDR.0065** gr. 125 / oz. 4.5

**L.p. swivel coupling,**  
for l.p. spray gun,  
made of brass,  
G 1/2" M-F,  
24 bar-350 psi,  
100 l/min-26.40 USGpm,  
90 °C-195 °F




**CdR swivel couplings best value for money ideal for car wash**






### Swivel couplings



	Code	Inlet	Outlet	Ang.	Weight
<b>a</b>	<b>CDR.1331</b>	G 1/4" F	G 1/4" M	<b>straight</b>	gr. 195 oz. 6.9
<b>a</b>	<b>CDR.1332</b>	G 3/8" F	G 3/8" M	<b>straight</b>	gr. 195 oz. 6.9
<b>b</b>	<b>CDR.1328</b>	G 1/4" M	G 1/4" F	<b>90°</b>	gr. 200 oz. 7.1
<b>b</b>	<b>CDR.1329</b>	G 3/8" M	G 3/8" F	<b>90°</b>	gr. 200 oz. 7.1
<b>b</b>	<b>CDR.1330</b>	G 1/4" M	G 3/8" F	<b>90°</b>	gr. 200 oz. 7.1




**Straight and 90° swivel coupling,** made of stainless steel, with stainless steel ball bearings lubricated with water resistant grease for low friction.  
250 bar-3600 psi, 45 l/min-11.8 USGpm, 160 °C-320 °F.

**L.p. quick couplings F**

	Code	Inlet	Weight	Description
	<b>a CDR.7006</b>	G 1/2" F	gr. 45 oz. 1.6	<b>L.p. ball quick coupling, male, made of brass, 10 bar-145 psi</b>
	<b>b CDR.7007</b>	G 3/4" F	gr. 50 oz. 1.8	
	<b>c CDR.7008</b>	G 1" F	gr. 70 oz. 2.5	
	<b>d CDR.7136</b>	M 22X1,5 F	gr. 50 oz. 1.8	
	<b>e CDR.7171</b>	G 1/2" M	gr. 40 oz. 1.5	


Particularly recommended for water inlet.

**L.p. quick couplings M**

	Code	Inlet	Weight	Description
	<b>a CDR.7169</b>	G 1/4" M	gr. 125 oz. 4.5	<b>L.p. ball quick coupling, female, made of brass, 10 bar-145 psi</b>
	<b>b CDR.7200</b>	G 1/4" F	gr. 110 oz. 3.9	
	<b>c CDR.7201</b>	G 3/8" M	gr. 130 oz. 4.6	

Particularly recommended for water inlet.

**L.p. quick couplings**

	Code	Inlet	Weight	Description
	<b>a CDR.7177</b>	G 1/2" F	gr. 75 oz. 2.7	<b>L.p. ball quick couplings, made of brass, 10 bar-145 psi</b>
	<b>a CDR.7178</b>	G 3/4" F	gr. 80 oz. 2.9	
	<b>b CDR.7179</b>	ø12 mm-0.47"	gr. 80 oz. 2.9	
	<b>b CDR.7180</b>	ø16 mm-0.63"	gr. 85 oz. 3.0	
	<b>b CDR.7181</b>	ø20 mm-0.79"	gr. 85 oz. 3.0	
	<b>c CDR.7182</b>	water seal for a and b quick couplings	gr. 5 oz. 0.2	

Particularly recommended for water inlet.

**H.p. ball valves**

**TG.FT221138** gr. 650  
oz. 23.0

**H.p. ball valve, 2 way,** made of zinc plated steel, G 3/8" F-F, 500 bar 7250 psi



**TG.FT221112** gr. 750  
oz. 26.5

**H.p. ball valve, 2 way,** made of zinc plated steel, G 1/2" F-F, 500 bar 7250 psi



**EFF.26550203** gr. 950  
oz. 33.6

**H.p. ball valve, 2 way,** made of stainless steel AISI 316, G 3/8" F-F, 210 bar-3050 psi, 80 l/min 21.00 USGpm



**EFF.26550204** gr. 950  
oz. 33.6

**H.p. ball valve, 2 way,** made of stainless steel AISI 316, G 1/2" F-F, 210 bar-3050 psi, 80 l/min 21.00 USGpm




**EFF.2621X204** gr. 650  
oz. 23.0

**H.p. ball valve, 2 way,** made of stainless steel AISI 316, G 1/2" F-F, 100 bar-450 psi, 80 l/min 21.00 USGpm



**H.p. ball valves**

	Code	Inlet	Outlet	Weight
	<b>a EFF.2321N203</b>	G 3/8" F	G 3/8" F	gr. 500 oz. 17.5
	<b>b EFF.2321N204</b>	G 1/2" F	G 1/2" F	gr. 650 oz. 23.0
	<b>c EFF.2321N205</b>	G 3/4" F	G 3/4" F	gr. 1200 oz. 42.0
	<b>d EFF.2321N206</b>	G 1" F	G 1" F	gr. 1550 oz. 54.3

**H.p. ball valves,** made of brass, h.p. seals in acetality resin and O-Ring in \*Viton®. 210 bar-3050 psi.

\*VITON® is a trade mark registered by Dupont