

club dei riparatori

The winning solution to manufacture and repair all kinds of pressure washers



Subjects	Page
H.p. pumps	198
Motor-pump:	
• Pressure gauges - stainless steel	200
• Pressure gauges - ABS	201
• Detergent injectors and filters	202
• Electric motors	203
• Motor-pump groups 1450 Rpm	204
• Components	204
• Check valves and regulators	205
• Inlet water filters	206
• Safety valves	208
• By-pass and bolt unloader valves	209
Unloader valves:	
Heating systems:	
• Dolly electrodes	214
• Pressure switches	215
• Transformers and accessories	216
• Fuel nozzles and filters	217
• Fuel pumps and spare parts	218
• CdR coils	220
• Thermostats	224
• Burner motors	224
• Heating systems	225
H.p. hoses:	
• H.p. hoses: technical features table	228
• Tubi a.p. 160 bar-2320 psi, 1/4"	230
• Tubi a.p. 140 bar-2030 psi, 1/4"	230
• H.p. hoses 210 bar-3050 psi, R1, 1/2"	231
• H.p. hoses 210 bar-3050 psi, R7, 3/16"	231
• H.p. hoses 210 bar-3050 psi, R1, 1/4"	232
• H.p. hoses 210 bar-3050 psi, R1, 3/8"	234
• H.p. hoses 315 bar-4550 psi, R1, 5/16"	236
• H.p. hoses 400 bar-5800 psi, R2, 5/16"	238
• H.p. hoses 400 bar-5800 psi, R2, 3/8"	240
• H.p. hoses 500 bar-7250 psi, R2, 3/8"	241
• H.p. hoses 225 bar-3260 psi, R1, 1/4" - best value for money	242
• H.p. hoses 215 bar-3120 psi, R1, 5/16" - best value for money	243
• H.p. hoses 360 bar-5220 psi, R2, 5/16" - best value for money	244
Linea accessori "Comfort line"	
• CdR spray guns with swivel ball quick coupling	248
• CdR lances with swivel ball quick coupling	249
• CdR foam lances and accessories	250
Spray guns and lances	
• Spray guns	251
• Spray guns with extensions	252
• Lances, inlet G 1/4" F	253
• Lances, inlet M 22x1,5" F	254
• Double lances and lance extensions	255
• Sucking pump set and rotating brushes	255
• Screw and ball nozzle holders	256
Nozzles:	
• Table for the suitable nozzle	258
• H.p. nozzles, NPT-M	259
• Tip nozzles	260
• L.p. nozzles	260
• Nozzle holders	261
• Sucking pump set and rotating brushes	261
• Quick nozzles	262
• Variable angle nozzles + Hi-Lo function and adapter fitting K	263
• Sand blast nozzles	263
• Rotating nozzles	264
• Sewer nozzles	265
Nebulizers:	
• Foam lances	270
• Foam kit	272
• Air - painted steel	274
• Air - stainless steel	276
• H.p. foam kit	277
• Accessories and spare parts	278
• Complete lances	280
• Accessories and spare parts	281
• Blade pumps	281
Quick couplings:	
• Ball quick couplings	282
• Screw M 22	283
• Screw M 24	285
• Screw swivel	285
• Swivel	286
• Inlet water	287
Ball valves	287
Accessories for food industries	288
Hose-reel	289
Car wash	290
Connections:	
• Low pressure	294
• High pressure	295
• Frame set, electric boxes and wheels	298
Easy puzzle:	
Hobby h.p. washers accessories:	300
Electric components	301
Dolly O-Rings:	
• Fitting Kärcher	302
• Fitting Interpump / Generalpump	302
• For quick couplings	303
Consumer items	304
• Washers	304
• Threadlocking and threadsealing and products for coils	305

CdR 90 spray gun



Max pressure 280 bar-4050 psi
Max flow rate 25 l/min-6.60 USGpm
Max temperature 150 °C-300 °F

	Code	Inlet	Outlet	Weight
a	CDR.7400	G 3/8" F	G 1/4" F	gr. 650 oz. 22.8
b	CDR.7401	G 3/8" F swivel	G 1/4" F	gr. 700 oz. 24.6
c	CDR.7402	G 3/8" M	G 1/4" F	gr. 670 oz. 23.5
d	CDR.7403	M 22x1,5 M	G 1/4" F	gr. 685 oz. 24.0

Suggested for:

- Professional cold and hot water h.p. washers
- Continuous use
- Performances up to: **150 bar-2200 psi, 15 l/min-4 USGpm, 90 °C-195 °F**



CdR 990 spray gun



Max pressure 345 bar-5000 psi
Max flow rate 40 l/min- 10.50 USGpm
Max temperature 150 °C-300 °F

	Code	Inlet	Outlet	Weight
a	CDR.7404	G 3/8" F	G 1/4" F	gr. 650 oz. 22.8
b	CDR.7405	G 3/8" F swivel	G 1/4" F	gr. 700 oz. 24.6
c	CDR.7406	G 3/8" M	G 1/4" F	gr. 670 oz. 23.5
d	CDR.7407	M 22x1,5 M	G 1/4" F	gr. 670 oz. 23.5
e	CDR.7408	M 22x1,5 M	* M 22x1,5 M	gr. 685 oz. 24.0

Suggested for:


- Professional cold and hot water h.p. washers
- Continuous use
- Performances up to: **200 bar-2900 psi, 30 l/min-8 USGpm, 90 °C-195 °F**



CdR® Spray gun

- CdR 90 and 990 with extension

The spare parts branded "CdR®" exclusively refer to products by Club dei Riparatori® by IDROBASE®



	Code	Inlet	Outlet	Weight
a	ZX.7100	G 3/8" F	G 1/4" F	gr. 1090 oz. 38.2
b	ZX.7101	G 3/8" F sw.	G 1/4" F	gr. 1140 oz. 40.3
c	ZX.7135	G 3/8" M	G 1/4" F	gr. 1110 oz. 38.9
d	ZX.7102	M 22x1,5 M	G 1/4" F	gr. 1110 oz. 38.9

CdR 90 spray gun with extension


Max pressure 280 bar-4050 psi

Max flow rate 25 l/min-6.60 USGpm

Max temperature 150 °C-300 °F

Suggested for:

Professional cold and hot water h.p. washers, continuous use and performances up to: **150 bar-2200 psi, 15 l/min-4 USGpm, 90 °C-195 °F**



	Code	Inlet	Outlet	Weight
a	ZX.7103	G 3/8" F	G 1/4" F	gr. 1090 oz. 38.2
b	ZX.7104	G 3/8" F sw.	G 1/4" F	gr. 1140 oz. 40.3
c	ZX.7136	G 3/8" M	G 1/4" F	gr. 1110 oz. 38.9
d	ZX.7105	M 22x1,5 M	G 1/4" F	gr. 1110 oz. 38.9

CdR 990 spray gun with extension

Max pressure 345 bar-5000 psi

Max flow rate 40 l/min-10.50 USGpm

Max temperature 150 °C-300 °F

Suggested for:

Professional cold and hot water h.p. washers, continuous use and performances up to **200 bar-2900 psi, 30 l/min-8 USGpm, 90 °C-195 °F**

Spray gun

• High and low pressure

AL.017433804 gr. 340
oz. 11.9

Spray gun SK2,
inlet G 3/8" F,
outlet G 1/4" F,
250 bar
3650 psi,
25 l/min
6.60 USGpm,
60 °C
140 °F



AL.017433800 gr. 340
oz. 11.9

Spray gun SK2,
inlet M 22x1,5 M,
outlet G 1/4" F,
250 bar
3650 psi,
25 l/min
6.60 USGpm,
60 °C
140 °F



CDR.0300 gr. 660
oz. 23.1

Spray gun, RL56,
inlet G 3/8" F,
outlet G 1/4" F,
350 bar
5100 psi
30 l/min,
8.00 USGpm,
160 °C
320 °F



Ideal to used in food industry

CDR.0311 gr. 1700
oz. 60.0

Spray gun RL84,
inlet G 1/2" F,
outlet G 1/2" F,
500 bar
7250 psi,
80 l/min
21.10 USGpm,
100 °C
210 °F



CDR.1423 gr. 350
oz. 12.3

Weep gun Aura,
inlet G 3/8 F,
outlet G 1/4 F
210 bar
3000 psi
25 l/min
6.60 USGpm,
150 °C
300 °F



CDR.7564 gr. 190
oz. 6.8

Flow rate adjuster
inlet G 1/4" M,
outlet G 1/4" F,
280 bar
4050 psi,
30 l/min
8.00 USGpm,
90 °C
195 °F



Between gun and lance

CDR.0070 gr. 950
oz. 33.6

Low pressure spray gun for big flow rate inlet G 1/2" F,
24 bar
350 psi,
100 l/min
26.40 USGpm,
90 °C
195 °F



Ideal to used in food industry



Lances

- CdR 80 moulded handle, inlet G 1/4" M

The spare parts branded "CdR" exclusively refer to products by Club dei Riparatori® by IDROBASE®

clubdeiiparatori

CdR 80 lance, moulded handle, with bend - outlet 1/4" NPT-F



	Code	Length		Inlet	Outlet	Weight	
		mm	inches			gr.	oz.
Max performances:	ZX.7114	500	20"	G 1/4" M	1/4" NPT-F	390	13.7
Pressure	ZX.7115	700	28"	G 1/4" M	1/4" NPT-F	480	16.8
Flow rate	ZX.7116	900	36"	G 1/4" M	1/4" NPT-F	580	20.3
Temperature	ZX.7117	1200	47"	G 1/4" M	1/4" NPT-F	830	29.1
	ZX.7118	1500	59"	G 1/4" M	1/4" NPT-F	1040	36.4
Made of chromed steel	ZX.7119	1700	67"	G 1/4" M	1/4" NPT-F	1140	39.9
	ZX.7120	2000	79"	G 1/4" M	1/4" NPT-F	1240	43.4

CdR 80 lance, moulded handle, straight - outlet 1/4" NPT-F



	Code	Length		Inlet	Outlet	Weight	
		mm	inches			gr.	oz.
Max performances:	ZX.7127	700	28"	G 1/4" M	1/4" NPT-F	480	16.8
Pressure	ZX.7128	900	36"	G 1/4" M	1/4" NPT-F	580	20.3
Flow rate	ZX.7129	1200	47"	G 1/4" M	1/4" NPT-F	830	29.1
Temperature							
Made of chromed steel							

CdR 80 lance, SS moulded handle, blue handle, with bend - outlet 1/4" NPT-F



	Code	Length		Inlet	Outlet	Weight	
		mm	inches			gr.	oz.
Max performances:	ZX.7124	700	28"	G 1/4" M	1/4" NPT-F	500	16.8
Pressure	ZX.7125	900	36"	G 1/4" M	1/4" NPT-F	590	20.3
Flow rate	ZX.7126	1200	47"	G 1/4" M	1/4" NPT-F	880	29.1
Temperature							
Made of stainless steel AISI 304							



Lances

- CdR 55 vented handle, inlet G 1/4" M


The spare parts branded "CdR" exclusively refer to products by Club dei Riparatori® by IDROBASE®




CdR 55 lance, vented handle, with bend - outlet 1/4" NPT-F



	Code	Length		Inlet	Outlet	Weight	
		mm	inches			gr.	oz.
Max performances:	ZX.7106	500	20"	G 1/4" M	1/4" NPT-F	475	16.7
Pressure	ZX.7107	700	28"	G 1/4" M	1/4" NPT-F	550	19.3
Flow rate	ZX.7108	900	36"	G 1/4" M	1/4" NPT-F	630	22.1
Temperature	ZX.7109	1200	47"	G 1/4" M	1/4" NPT-F	970	34.0
	ZX.7110	1500	59"	G 1/4" M	1/4" NPT-F	1090	38.2
Made of chromed steel	ZX.7111	1700	67"	G 1/4" M	1/4" NPT-F	1170	41.3
	ZX.7112	2000	79"	G 1/4" M	1/4" NPT-F	1295	45.4

CdR 80 lance, moulded handle, with bend - outlet 1/4" NPT-F

		Code	Length		Inlet	Outlet	Weight	
			mm	inches			gr.	oz.
Max performances:		ZX.7205	500	20"	M 22X1.5 F swivel	1/4" NPT-F	460	16.3
Pressure	280 bar-4050 psi	ZX.7207	700	28"	M 22X1.5 F swivel	1/4" NPT-F	550	19.4
Flow rate	40 l/min-10.50 USGpm	ZX.7209	900	36"	M 22X1.5 F swivel	1/4" NPT-F	650	23.0
Temperature	150 °C-300 °F	ZX.7212	1200	47"	M 22X1.5 F swivel	1/4" NPT-F	900	31.8
Made of chromed steel		ZX.7215	1500	59"	M 22X1.5 F swivel	1/4" NPT-F	1110	39.2
		ZX.7217	1700	67"	M 22X1.5 F swivel	1/4" NPT-F	1210	42.7

CdR 80 lance, moulded handle, with bend - outlet M 18x1 M + O-Ring

		Code	Length		Inlet	Outlet	Weight	
			mm	inches			gr.	oz.
Max performances:		ZX.7205-M18	500	20"	M 22X1.5 F swivel	M 18x1 M	800	28.3
Pressure	280 bar-4050 psi	ZX.7207-M18	700	28"	M 22X1.5 F swivel	M 18x1 M	890	31.4
Flow rate	40 l/min-10.50 USGpm	ZX.7209-M18	900	36"	M 22X1.5 F swivel	M 18x1 M	990	22.1
Temperature	150 °C-300 °F	ZX.7212-M18	1200	47"	M 22X1.5 F swivel	M 18x1 M	1140	40.3
Made of chromed steel		ZX.7215-M18	1500	59"	M 22X1.5 F swivel	M 18x1 M	1250	44.1
		ZX.7217-M18	1700	67"	M 22X1.5 F swivel	M 18x1 M	1350	47.7

CdR 80 lance, moulded handle, with bend - outlet G 1/4" M

		Code	Length		Inlet	Outlet	Weight	
			mm	inches			gr.	oz.
Max performances:		ZX.C5S	500	20"	M 22X1.5 F swivel	G 1/4" M	775	27.4
Pressure	280 bar-4050 psi	ZX.C7S	700	28"	M 22X1.5 F swivel	G 1/4" M	865	30.6
Flow rate	40 l/min-10.50 USGpm	ZX.C9S	900	36"	M 22X1.5 F swivel	G 1/4" M	965	34.1
Temperature	150 °C-300 °F	ZX.C12S	1200	47"	M 22X1.5 F swivel	G 1/4" M	1115	39.4
Made of chromed steel		ZX.C15S	1500	59"	M 22X1.5 F swivel	G 1/4" M	1225	43.3
		ZX.C17S	1700	67"	M 22X1.5 F swivel	G 1/4" M	1325	46.8

CDR.7409 gr. 440 / oz. 15.4

CdR 60 vented handle extension for gun, 380 mm-15", inlet G 1/4" M, outlet M 22x1,5 F



Made of chromed steel. 280 bar-4050 psi, 40 l/min-10.50 USGpm, 150 °C-300 °F

CDR.7410 gr. 400 / oz. 14.0

CdR 70 extension lance, 580 mm-23", without nozzle holder, inlet M 22x1,5 M, outlet G 1/4" M



Made of chromed steel. 280 bar-4050 psi, 40 l/min-10.50 USGpm, 150 °C-300 °F

Sucking pump set



gr. 4700 / oz. 166.0

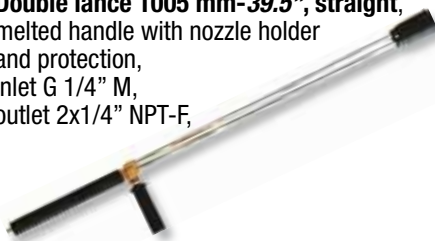
Code	Ang.	Flow rate	Description
ZX.0612	*Without nozzle		Sucking pump set, complete with 3 m h.p. connecting hose to the h.p. washer inlet M 22x1,5 M and 5 m l.p. suction hose. <i>Ideal to drain water tanks, also dirty water. The tanks must not be under 2,5 of the h.p. washer level. It works through Venturi system, the nozzle on the top of the device forms hollow that vacuums the liquid. Average flow rate: 18 times feeded water. * To be used with nozzle 1/4" NPT-M, ang. 0°</i>
ZX.0613	0°	04	
ZX.0614	0°	045	
ZX.0615	0°	05	
ZX.0616	0°	055	

Lances

• *Double lances and surface cleaners*

AL.391317 gr. 1100 / oz. 38.5


Double lance 1005 mm-39.5", straight, melted handle with nozzle holder and protection, inlet G 1/4" M, outlet 2x1/4" NPT-F,



Made of chromed steel. 280 bar-4050 psi, 40 l/min-10.50 USGpm, 150 °C-300 °F

MV.0202004721 gr. 1100 / oz. 38.5

Double lance extension 700 mm-27.6", with insulated handle, inlet M 22x1,5 M, outlet 2x1/4" NPT-F,



Made of chromed steel. 280 bar-4050 psi, 40 l/min-10.50 USGpm, 150 °C-300 °F

CDR.0358 gr. 3600 / oz. 126.0

Plastic surface cleaner, inlet M 22x1,5 F, 210 bar-3050 psi, 15 l/min-4.00 USGpm, 60 °C-140 °F

Suitable for semi-professional use. Rubber surface cleaner with revolution nozzles device. Rubber cover, SS and brass revolving arm device. 2 nozzle holders size 1/4" NPT-M, 15° 400 mm-15.8" extension.



Supplied without nozzles

Lances

• *Rotating brushes*

CDR.0056 gr. 890 oz. 31.5

Rotating brush with nylon bristle, inlet G 1/4" M. 40 bar-580 psi, 30 l/min-8.00 USGpm, 60 °C-140 °F



nozzle hole ø3 mm-0.12"

CDR.0478 gr. 920 oz. 32.5

Rotating brush with horse hair bristle, inlet G 1/4" M. 40 bar-580 psi, 30 l/min-8.00 USGpm, 60 °C-140 °F



nozzle hole ø3,5 mm-0.14"

ZX.1294 gr. 990 oz. 35.0

Rotating brush with nylon bristle, inlet M 18x1 F. 40 bar-580 psi, 30 l/min-8.00 USGpm, 60 °C-140 °F



nozzle hole ø3 mm-0.12"

ZX.1295 gr. 990 oz. 35.0

Rotating brush with horse hair bristle, inlet M 18x1 F. 40 bar-580 psi, 30 l/min-8.00 USGpm, 60 °C-140 °F



nozzle hole ø3,5 mm-0.14"

Lances

• Screw nozzle holders

The spare parts branded "CdR®" exclusively refer to products by Club dei Riparatori® by IDROBASE®

CDR.7019

 gr. 30
oz. 1.1

Brass adapter fitting Kärcher,
inlet M 18x1 F,
outlet G 1/4" M.

*It is ideal
to mount
inlet G 1/4" F
nozzles
on lances
fitting Kärcher
with connection M 18x1 M.*


CDR.7023

 gr. 30
oz. 1.1

Tip retainer,
M 18x1 F


CDR.7024

 gr. 30
oz. 1.1

Brass nozzle holder,
G 1/4" F - M 18x1 M


ZX.0154

 gr. 20
oz. 0.8

Set O-Ring
for brass nozzle holder
(code CDR.7024)



quantity
1x100

ZX.7113

 gr. 45
oz. 1.6

**CdR 7 nozzle holder
with black protection.**
Made of zinc steel,
inlet G 1/4" F,
outlet 1/4" NPT-F.


ZX.7140

 gr. 45
oz. 1.6

**CdR 7 nozzle holder
with blue protection.**
Made of stainless steel,
inlet G 1/4" F,
outlet 1/4" NPT-F.


CDR.7420

 gr. 40
oz. 1.5

Nozzle holder coupling,
inlet G 1/4" F,
outlet 1/4" NPT-F.


CDR.0384

 gr. 40
oz. 1.5

Nozzle holder coupling,
inlet G 1/4" F,
outlet 1/8" NPT-F.


CDR.0359

gr. 20 / oz. 0.8

**Black rubber
nozzle protection**


CDR.1314

gr. 100 / oz. 3.6

Double nozzle head,
inlet G 1/4" F,
outlet 2x1/4" NPT-F,
220 bar
3200 psi,
40 l/min
10.5 USGpm,
90 °C
195 °F


CDR.1439

gr. 205 / oz. 7.3

Adjustable nozzle,
inlet G 1/4" F,
outlet 1/4" NPT-F,
250 bar
3650 psi,
30 l/min
8 USGpm,
160 °C
320 °F



Lances

• Ball quick nozzle holders

 gr. 70
oz. 2.5

CDR.7026

**H.p. ball quick coupling,
female,** with rubber protection,
inlet G 1/4" F,
outlet "Quick",
250 bar
3600 psi,
30 l/min
8.00 USGpm,
90 °C
195 °F


ZX.1301

 gr. 30
oz. 1.1

**Set O-Ring
for ball quick nozzle holder**



quantity
1x 50

CDR.7054

 gr. 32
oz. 1.1

**H.p. ball quick coupling,
male,**
inlet "Quick",
outlet G 1/4" F,
250 bar
3600 psi,
30 l/min
8.00 USGpm,
90 °C
195 °F


CDR.7055

 gr. 31
oz. 1.1

**H.p. ball quick coupling,
male,**
inlet "Quick",
outlet G 1/4" M,
250 bar
3600 psi,
30 l/min
8.00 USGpm,
90 °C
195 °F

